


# 5600 Series

## Heavy Duty Power Supply



- **10A @ 12VDC / 5A @ 24VDC**
- **Up To 10 Fused Outputs**
- **Fire Alarm Tie-In**
- **Battery Back-Up**
- **Lifetime Warranty**



NYC MEA #23-92-E

### Description

DynaLock 5600 Series Power Supply offers the reliability of solid state electronics and flexibility of modular design. Power more devices with this high-output supply. Use direct power output or choose one of the available expansion boards.

Specify a distribution board (DB5 / DB10) for 5 or 10 individually fused outputs. Add individual control modules for switched outputs, with or without time delay. Specify the interlock logic board (ILB) option for a 4 DPDT relay board. Optional fire alarm control (FAC) relay provides integration with fire or emergency alarm system. A battery charging circuit is standard. Specify 4 or 7 amp hours, and 12 or 24 volts for battery backup.

The DynaLock 5600 Power Supply provides clean, filtered, and regulated DC voltage. Specify for all electronic devices, including access controls, electromagnetic locks, and CCTV.

### Standard Features

- **Filtered and Regulated Voltage Output**
- **Built-in Charging Circuit**
- **Available 220VAC Input**
- **Hinged Cover Enclosure:** Off-white finish with conduit knockouts and optional key lock cover. Dimensions 4"x12"x15".
- **Lifetime Warranty:** Made in the USA by DynaLock, with over 20 years experience in the manufacture of electronic security & access control products.

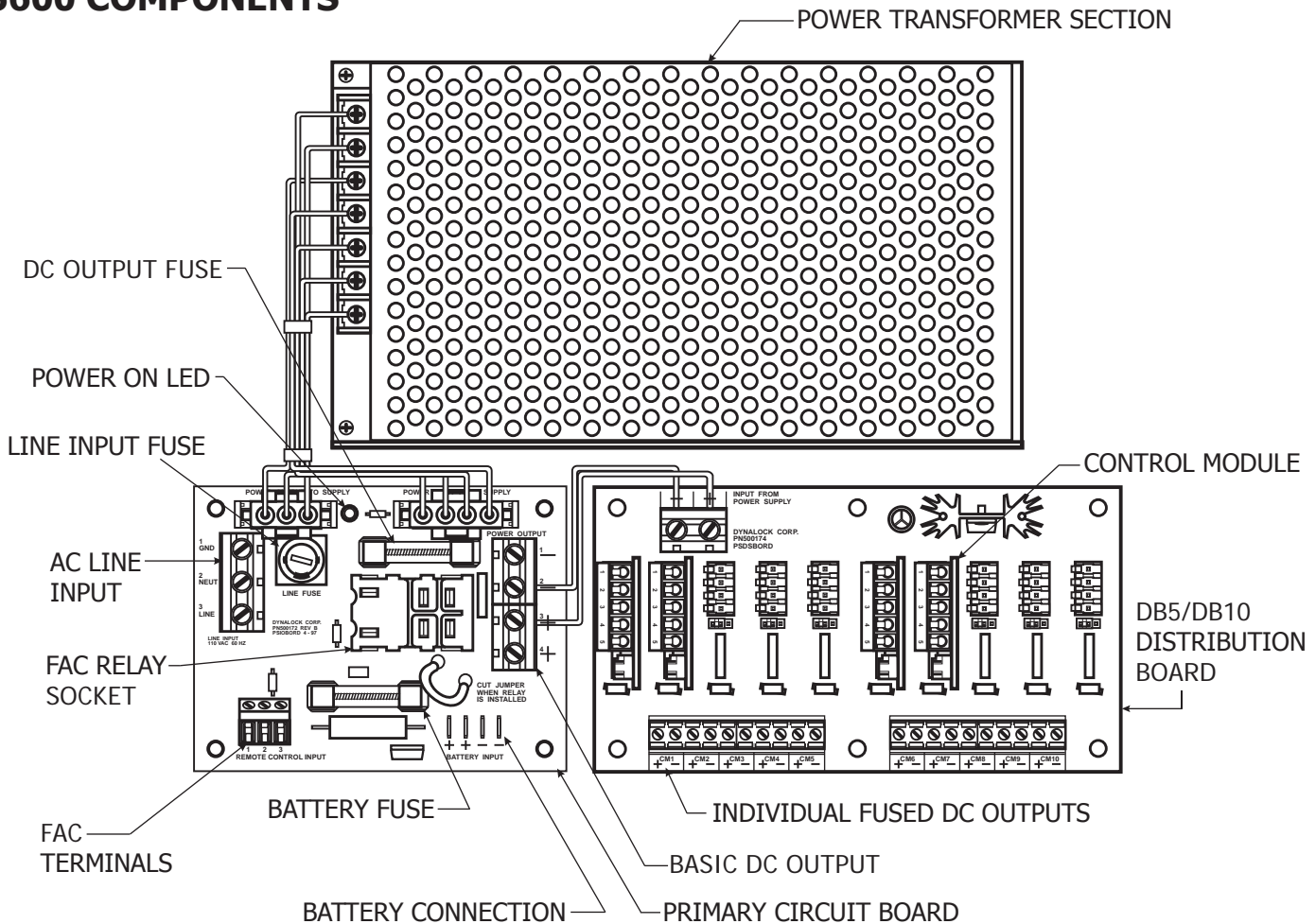
### Optional Features

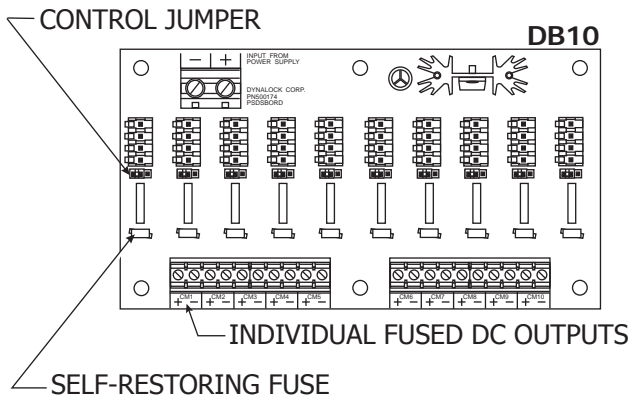
- **Anti-Tamper Switch (ATS)** indicates unauthorized opening of the enclosure cover.
- **Key Lock (KLC)** for enclosure cover.
- **Fire Alarm Control (FAC)** tie point.
- **Power Cord (PC)** for use with typical wall plug in lieu of hard-wired 120 VAC.
- **Individual Fused Outputs:** 5 (DB5) or 10 (DB10) output distribution board.
- **Controlled Outputs:** Individual Control Modules (CM/ CMTD) offer the flexibility of selectable inputs (NO/NC), fail-safe or fail-secure outputs, and adjustable time delay.

## Options

- ATS** ANTI-TAMPER SWITCH - Signals opening of enclosure cover (SPST, NO contacts)
- BBU1-4** BATTERY BACK-UP - 4 AH @ 12VDC, 1 battery
- BBU1-7** BATTERY BACK-UP - 7 AH @ 12VDC, 1 battery
- BBU2-4** BATTERY BACK-UP - 4 AH @ 24VDC, 2 batteries
- BBU2-7** BATTERY BACK-UP - 7 AH @ 24VDC, 2 batteries
- CAB** CABLE KIT - For third party batteries (included at no charge with all BBU options)
- CM** CONTROL MODULE - Plug in allowing control over individual outputs (requires DB5 or DB10)
- CMTD** CONTROL MODULE with TIME DELAY - Plug in, 0-80 second relock delay (requires DB5 or DB10)
- DB5** DISTRIBUTION BOARD - 5 zone fused, accepts any combination of up to 5 CMs or CMTDs
- DB10** DISTRIBUTION BOARD - 10 zone fused, accepts any combination of up to 10 CMs or CMTDs
- FAC** FIRE ALARM CONTROL - Plug in for connection to fire alarm system (One per supply)
- FACMR** FIRE ALARM CONTROL, MANUAL RESET - Latches upon fire alarm (Requires FAC option)
- ILB** INTERLOCK LOGIC BOARD - Four DPDT relays
- KLC** KEY LOCKED COVER - Includes 2 keys
- PC** POWER CORD - Six foot, pre-connected, 3-wire plug-in line cord

## 5600 COMPONENTS



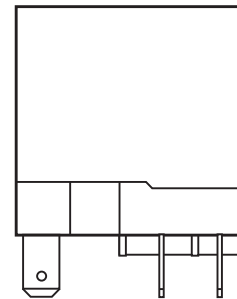


## DB5 / DB10 Distribution Board

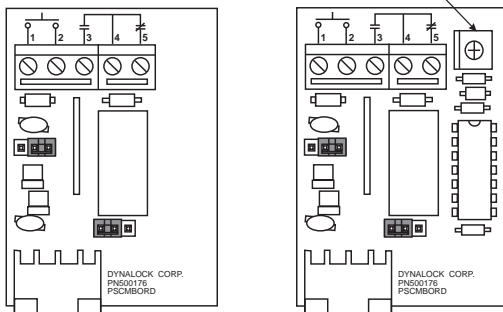
Two distribution boards, 5 and 10 outputs respectively, are available to provide fused individual tie points, to facilitate lock wiring. The output fuses are self-restoring by correcting the overload and disconnecting the line voltage for 2 minutes. A control jumper at each station selects unswitched voltage or the use of a Control Module.

## FAC Module

Fire Alarm Control. Plugs into the primary circuit board. When a signal is received from an emergency panel it instantly unlocks all locking devices driven by the 5600 Power Supply. The module will automatically reset when the emergency signal is restored or may be wired to require a manual reset (FACMR).



### TIME DELAY ADJUSTMENT

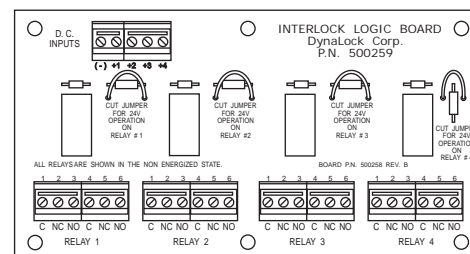


## CM & CMTD Modules

Control Module and Control Module with Time Delay. Plug-in isolation relay board to switch lock power. Includes auxiliary relay contacts to signal other devices such as CCTV or interlocks. The CMTD module offers the same features with the addition of an adjustable 0-80 second delay on reload.

## ILB Board

Interlock Logic Board. Four DPDT relays for control of interlocks. Each relay has an individual trigger which can be set for 12 or 24VDC input.



# 5600 Series Power Supply

## Specifications

### MECHANICAL

Enclosure: 4" x 12" x 15" Steel  
 Weight: 11 lbs. (average) add approx. 6 lbs. per battery  
 Color: Off-white

### ELECTRICAL

Input Power: 2A @ 115VAC, 50-60 Hz  
 Output Voltage: 12VDC - nominal 13.8V  
 24VDC - nominal 27.6V  
 Output Current: 10A @ 12VDC / 5A @ 24VDC  
 Input Fuse: 3A 3AG Slo Blo  
 Output Fuses: Battery/DC Output - 12A/6A 3AG Slo Blo  
 DB Fuses: Self-resetting when powered down for 2 minutes  
 Basic Outputs: Capacity 10AWG  
 Module Outputs: Capacity 14 AWG

## Accessories

- **6000 Series Exit Controls**  
 Push-buttons in a variety of switching configurations and exit sensor bars.
- **7000 Series Access Controls**  
 Keyswitches accept most mortise cylinders for controlled access.  
 Rugged digital entry keypads.
- **8000 Series Consoles**  
 Desktop, slope front and rack mount fabricated to customer specifications.

## Lock Capacity

OUTPUT VOLTAGE	MAX LOAD	LOCKING DEVICE					
		1300	2511	2011/3000	2268-10	3006	3101B
12VDC	10A	10	19	23	14	19	13
24VDC	5A	10	19	23	13	16	9

## Recommended Wire Gauge

WIRE RUN (FT)	Load Current At 12V						
	0.25A	0.5A	0.75A	1A	1.25A	1.5A	2A
100	18	18	16	14	14	12	12
150	18	16	14	12	12	12	-
200	16	14	12	12	-	-	-
250	16	14	12	-	-	-	-
300	16	12	12	-	-	-	-
400	14	12	-	-	-	-	-
500	14	-	-	-	-	-	-
750	12	-	-	-	-	-	-
1000	-	-	-	-	-	-	-

WIRE RUN (FT)	Load Current At 24V						
	0.25A	0.5A	0.75A	1A	1.25A	1.5A	2A
100	18	18	18	18	16	16	14
150	18	18	16	16	14	14	12
200	18	18	16	14	14	12	12
250	18	16	14	14	12	12	12
300	18	16	14	12	12	12	-
400	18	14	12	12	-	-	-
500	16	14	12	-	-	-	-
750	14	12	-	-	-	-	-
1000	14	-	-	-	-	-	-

**DYNALOCK CORPORATION**  
 705 EMMETT STREET / PO BOX 2728  
 BRISTOL, CT 06011-2728  
 PHONE: 877-DYNALOCK / FAX: 860-585-0338  
 E-MAIL: INFO@DYNALOCK.COM  
 WEBSITE: WWW.DYNALOCK.COM

