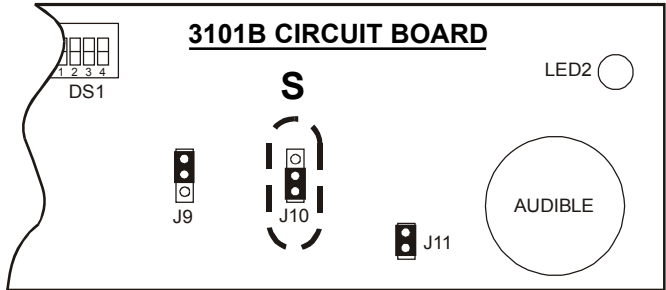


INSTALLATION INSTRUCTIONS

MODEL #301064 DAY/NIGHT MODE KIT FOR 3101B SERIES

The 301064 Day/Night Mode Kit provides an interface for selectable de-activation of the delayed egress sensor on any Series 3101B Delay Egress Lock.

An external SPST normally-open maintained switch (ordered separately) must be connected to the Lock via the 301064 Kit's interface, as shown below.

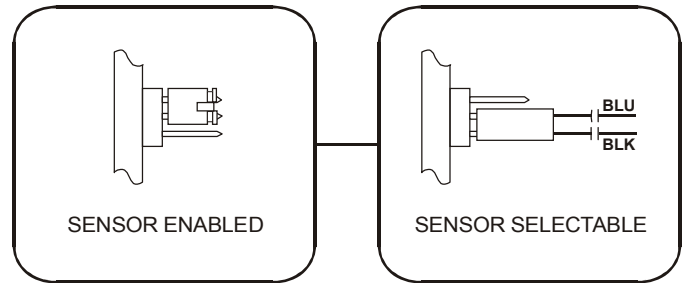


S - Sensor Control

Locate header J10 on the 3101B circuit board and remove the jumper.

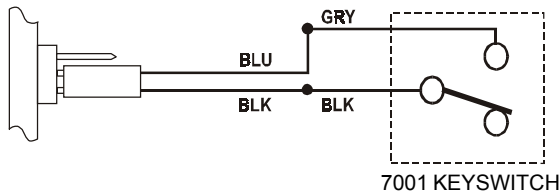
Plug-in the Kit cable assembly on the lower two pins of the header.

(Factory Setting)

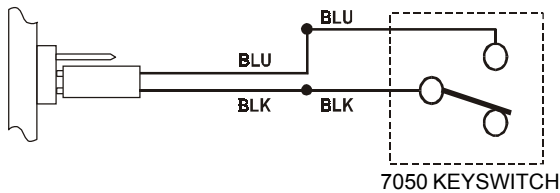


Day/Night Mode Hook-Up

Any normally-open maintained contact may be used, e.g. keyswitch, remote pushbutton, keypad. Recommendations are shown below.



Shown in Day Mode (delay egress active). Closing open contact puts system in Night Mode (standard maglock operation).



The 7050 Keyswitch is identical to the key cylinder built into the 3101B. Turn the key to the left (CCW) position for Night Mode.

