

# 7000 Series

## Keyswitches

Keyswitches may be used to control electric locks, shunt or activate security panels/ consoles or any similar requirements. The assembly is supplied with face plate, bracketry, locknut and one or two switches depending upon model ordered. The user typically supplies the key cylinder and cam when master-keying a system.

### Standard Features

- **Compatibility:** Keyswitch readily accepts any standard 1-1/8" or 1-1/4" long mortise key cylinder fitted with a specified "bat" type cam.
- **Multiple Switch Functions:** Switches are available in **momentary** or **maintained** functions, with single or double pole contacts and may be ordered in varying combinations.
- **Maintained Contact:** Rotating the key to its stop and back to vertical changes the state of the switch contact. To return the contact to its original state this procedure must be repeated. Key is removable in the vertical position.
- **Momentary Contact:** Rotating the key to its stop changes the state of the contact while the key is held in that position. Rotating the key back to vertical returns the switch contact to its original state. Key is removable in the vertical position.
- **Tamper Resistant:** All visible screws are spanner head.
- **Heavy-Duty Switching:** Switch capacity 6 amps at 125 volts.
- **Factory Prewired Switches:** Are shipped with 6" long factory wired color-coded 18 ga. leads.
- **Standard Finish:** US32D Brushed Stainless Steel



SHOWN WITH OPTIONAL  
KEY CYLINDER AND CAM

### Optional Features

- **AUD:** Audible 85dB, voltage range 1-28 VDC (with double gang plate only).
- **CYL:** Mortise key cylinder, 1-1/4" long with cam and two keys.
- **ATS:** Anti-Tamper Switch.
- **KEY:** Additional key (requires CYL option).
- **LED:** Bi-color LED indicator, red/green illumination, 12 or 24 VDC field-selectable.
- **NR:** Narrow face plate, 1-3/4"W x 4-1/2"H.
- **PB:** Auxiliary pushbutton, SPDT contacts rated 5 amps at 125 volts (with double gang plate only).
- **SF:** Special Finish - see price guide.
- **WPC:** Weather proof cover (single gang only).
- **DBL:** Double Gange Plate.

# 7000 Series Keyswitches

## REAR VIEW MODELS 7001 THRU 7025



**1 GANG  
FIGURE A**

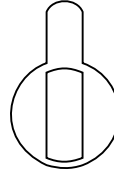


**1 GANG  
FIGURE B**

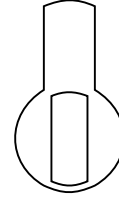


**MODEL  
7050**

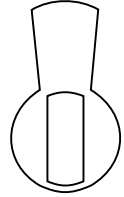
## RECOMMENDED CAM TYPES



Adams Rite  
#MS  
(Or Equal)



Yale  
#1161  
(Or Equal)



Corbin/Russwin  
#A02  
(Or Equal)

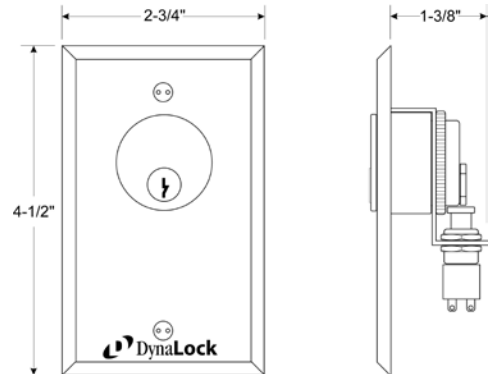
## SWITCH MODELS

MODEL	QTY.	CONTACT	TYPE	FIGURE
7001	1	SPDT	Maintained	A
7002	1	SPDT	Momentary	A
7003	2	SPDT	Maintained	B
7004	2	SPDT	Momentary	B
7005	2	SPDT	1 Momentary 1 Maintained	B
7021	1	DPDT	Maintained	A
7022	1	DPDT	Momentary	A
7023	2	DPDT	Maintained	B
7024	2	DPDT	Momentary	B
7025	2	DPDT	1 Momentary 1 Maintained	B
7035	1	SPDT	w/ Time Delay, Dbl. Gang	
* 7050	1	3101B Style Reset/Bypass Switch Momentary/Maintained		
* 7051	1	3101B Style Reset/Bypass Switch Momentary/Momentary		

\* Integrated cylinder / does not accept a mortise cylinder. See view above.

## SPECIFICATIONS:

### MECHANICAL DATA



Faceplate: Standard 1-Gang  
 Size: Fits Std. 1-Gang Electrical Box  
 Cylinder: Requires 1-1/8" or 1-1/4" Mortise Cylinder With "Bat" Type Cam (See Above)  
 Weight: 1 Lb.  
 Finish: US32D Brushed Stainless Steel

### ELECTRICAL DATA

Switch Rating: 6 amps @ 125VAC / UL  
 Wiring: #18AWG Wire Leads, 6" Long  
 LED Option: Red/Green Bi-Color, 12 or 24VDC Field Selectable

**DYNALOCK CORPORATION**  
 705 EMMETT STREET / PO BOX 2728  
 BRISTOL, CT 06011-2728  
 PHONE: 877-DYNALOCK / FAX: 860-585-0338  
 E-MAIL: INFO@DYNALOCK.COM  
 WEBSITE: WWW.DYNALOCK.COM

Featuring  
  
**DynaLife**<sup>®</sup>  
 Lifetime Warranty