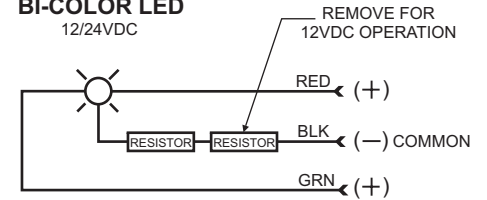


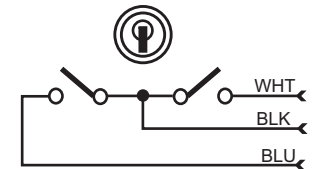
SCHEMATIC

BI-COLOR LED
12/24VDC

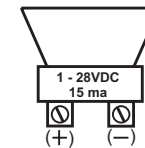


KEYSWITCH

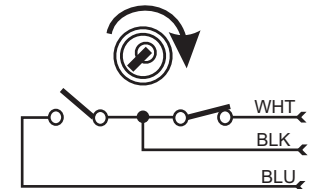
KEY IN CENTER
NEUTRAL POSITION



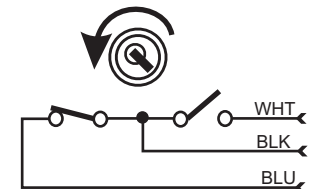
AUDIBLE



KEY IN CLOCKWISE
MOMENTARY POSITION



KEY IN COUNTER-CLOCKWISE
MAINTAINED POSITION



DynaLock Corporation
705 Emmett Street • Bristol, CT 06010
Tel: (860) 582-4761 • Fax: (860) 585-0338

Wiring Diagram

DRWN: JAS Date: 12/16/02
CHK'D: JAS Date: 12/16/02
CHK'D: Date:
APPV'D: JAS Date: 12/16/02

Title: WIRING DIAGRAM - MODEL #6370
SINGLE ZONE DELAY EGRESS
CONTROL/MONITOR STATION

Page 1 Of 1

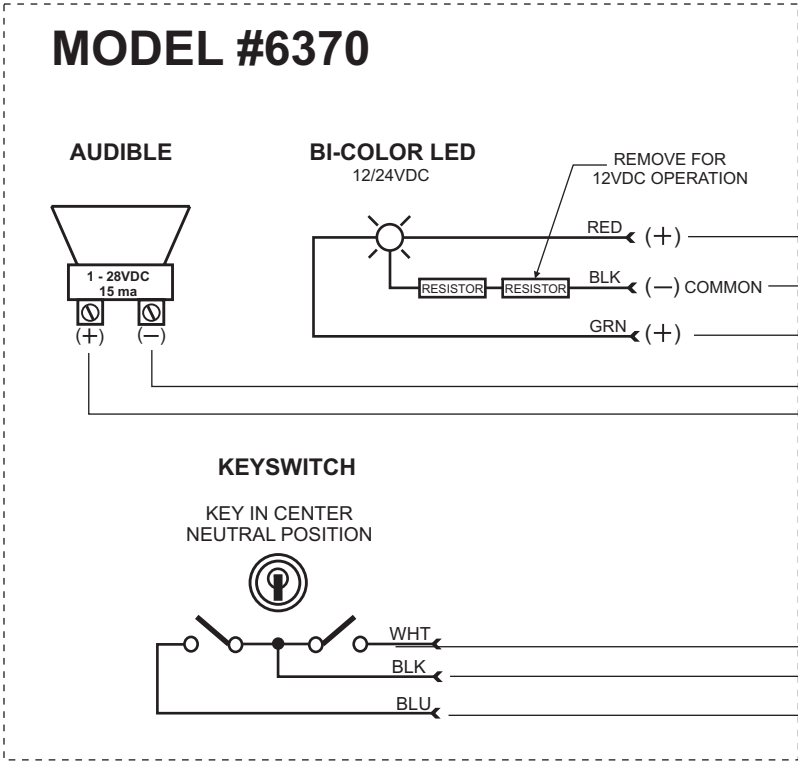
Scale: — Size: A Drawing #: 600229

REV: —

MAKE SURE VOLTAGE SETTINGS ON 3101B AND LED MATCH POWER SUPPLY.

MODEL #3101BxDYN TERMINAL STRIP

PWR IN		RESET		BYPASS		DEM			DYN								
1	2	3	4	5	6	7	8	9	10	11	12	13	14	15	16	17	18
												NC	C	NO	NC	C	NO



OPERATION:
 RED LED - NORMAL/DOOR CLOSED
 GREEN LED - NORMAL/DOOR OPEN
 RED LED & BUZZER - ALARM/DOOR CLOSED
 GREEN LED & BUZZER - ALARM/DOOR OPEN

DynaLock

DynaLock Corporation
 705 Emmett Street • Bristol, CT 06010
 Tel: (860) 582-4761 • Fax: (860) 585-0338

Wiring Diagram

DRWN:	Date:
CHK'D:	Date:
CHK'D:	Date:
APPV'D:	Date:

Title:		Page		Scale:	Size:	Drawing #:	REV:
WIRING DIAGRAM - USING MODEL #6370 SINGLE ZONE STATION WITH 3101B		1 Of 1		—	A	900405	—